



ಬೃಹತ್ ಬೆಂಗಳೂರು ಮಹಾನಗರ ಪಾಲಿಕೆ
Bruhat Bengaluru Mahanagara Palike



BBMP COVID-19 WAR ROOM 02.09.2021



ABSTRACT OF COVID-19 CASES IN BENGALURU



	MALE	FEMALE	TRANSGENDER	MALE	FEMALE	TRANSGENDER	TOTAL	
	Last 24 Hours	Last 24 Hours	Last 24 Hours	Cumulative	Cumulative	Cumulative	Last 24 Hours	Cumulative
Positive Cases	199	120	0	7,40,091	4,98,270	154	319	12,38,515
Recovered Cases	152	112	0	7,26,260	4,88,495	146	264	12,14,901
Death Cases	2	2	0	10,138	5,863	4	4*	16,005
Total Tests Done	In Last 24 hrs : 58,207					Cumulative : 1,86,27,948		
ACTIVE CASES						7,609		

*Covid deaths occurred today : 00 | Covid deaths occurred in beyond last 24 hrs, reported today : 04

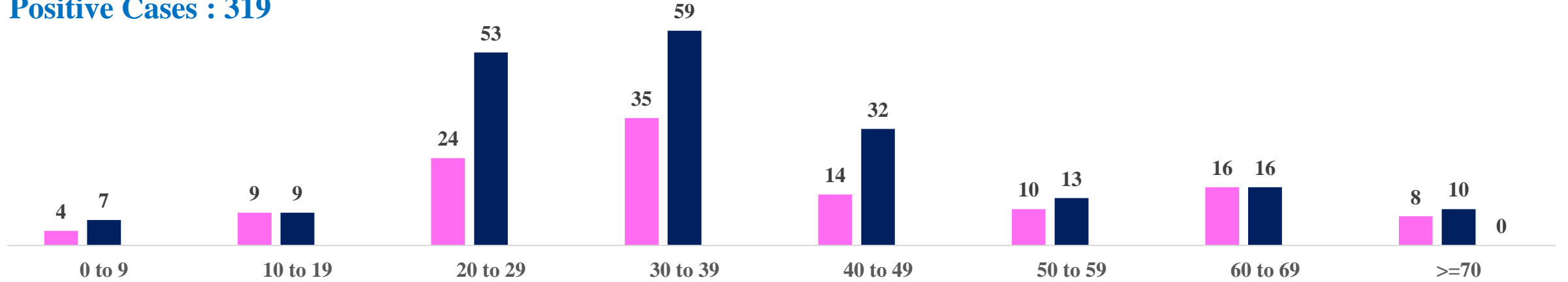


LAST 24 HOURS AGE GROUP AND GENDER WISE DISTRIBUTION

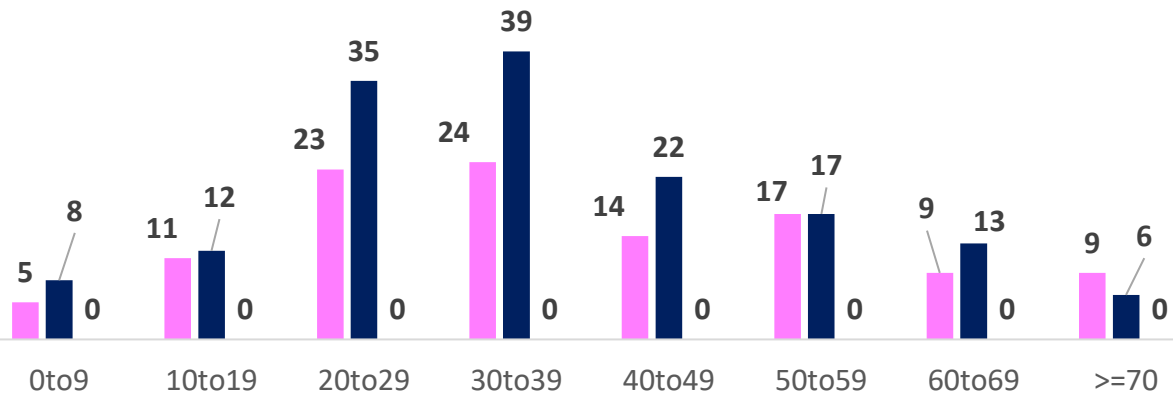


Positive Cases : 319

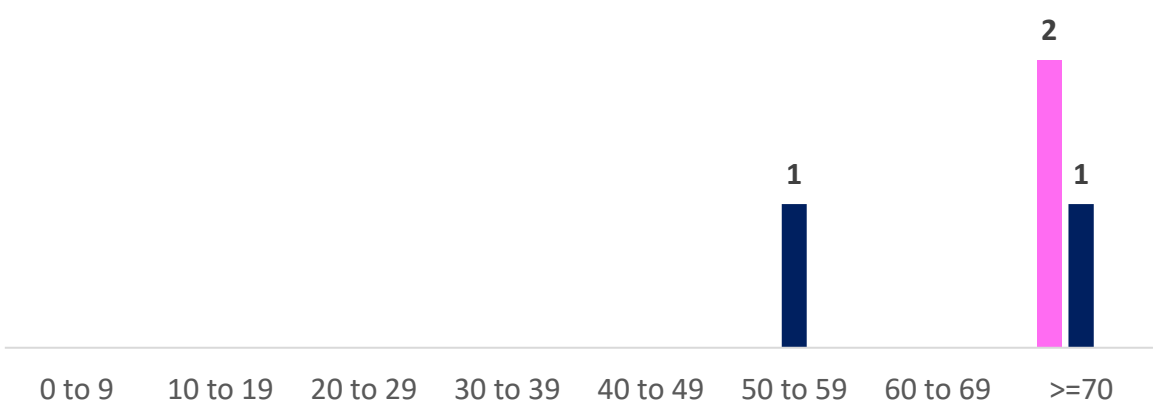
FEMALE MALE TRANSGENDER



Recovered Cases : 264



Death Cases : 4





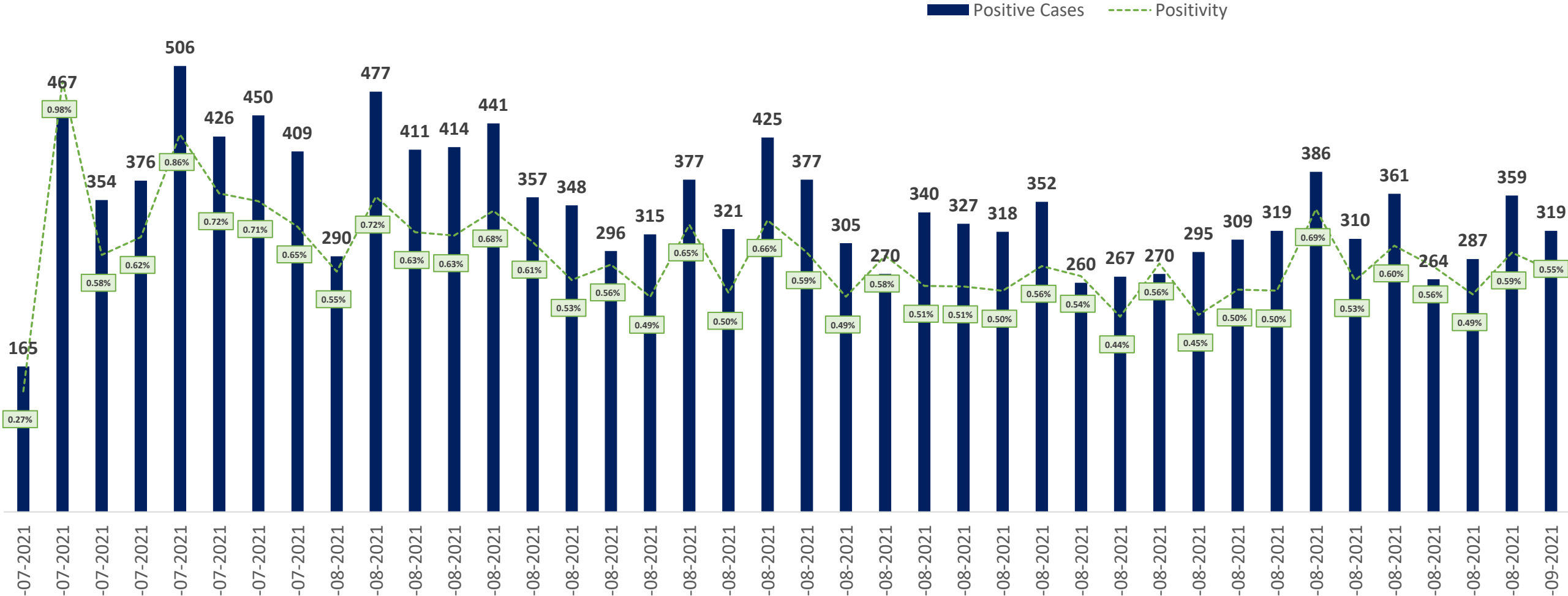
SNAPSHOT OF BENGALURU COVID-19 CASES IN LAST 8 WEEKS



	08-07-2021 To 14-07-2021	15-07-2021 To 21-07-2021	22-07-2021 To 28-07-2021	29-07-2021 To 04-08-2021	05-08-2021 To 11-08-2021	12-08-2021 To 18-08-2021	19-08-2021 To 25-08-2021	26-08-2021 To 01-09-2021
Total Positive Cases	2,939	2,684	2,819	2,877	2,455	2,362	2,072	2,286
Total Recovered Cases	4,245	6,414	3,116	2,684	2,795	2,586	2,651	1,991
Total Death Cases	60	46	35	49	27	27	20	29
Case Fatality Rate	2.04%	1.71%	1.24%	1.70%	1.10%	1.14%	0.97%	1.27%
Total Tests Conducted	4,21,873	4,21,293	4,09,916	4,36,433	4,28,584	4,30,626	4,10,462	3,99,641
Positivity Rate	0.70%	0.64%	0.69%	0.66%	0.57%	0.55%	0.50%	0.57%

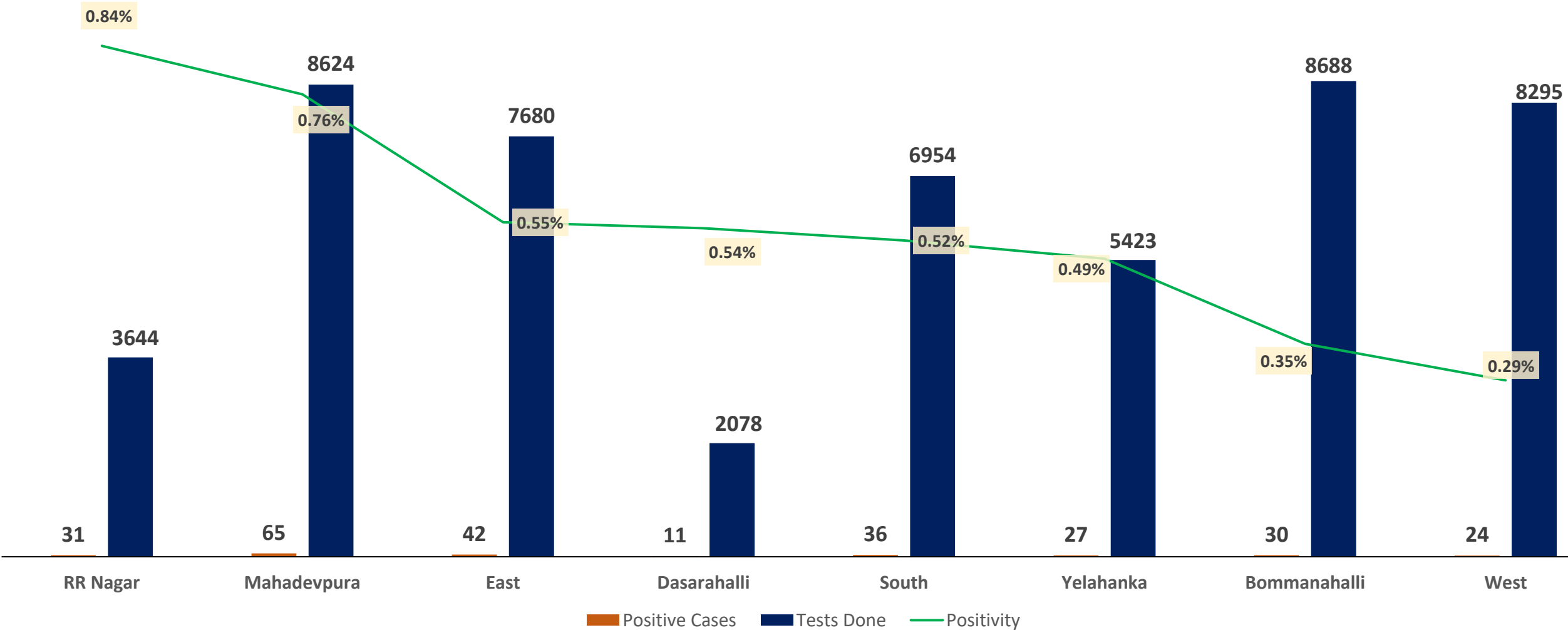


POSITIVITY RATE OF BENGALURU – LAST 40 DAYS



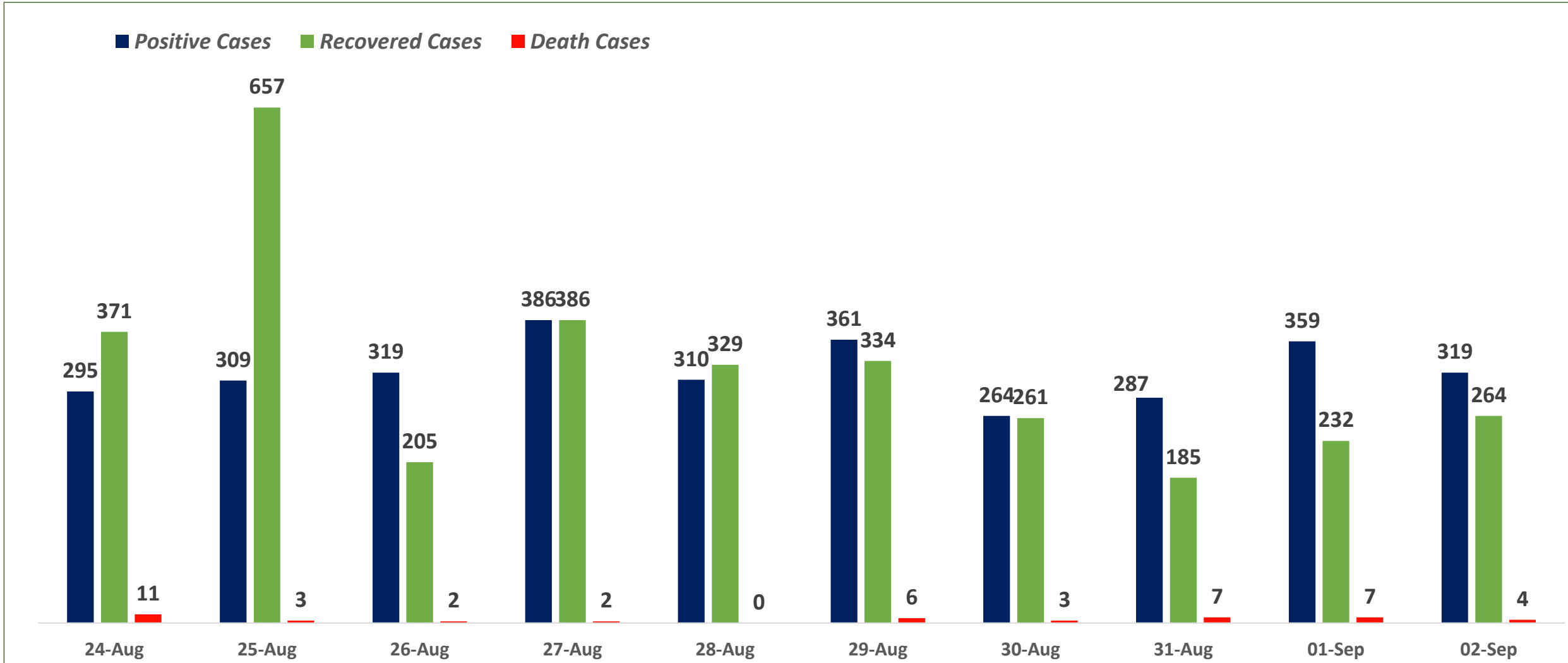


ZONE WISE AVERAGE POSITIVITY TREND FOR LAST WEEK





SNAPSHOT OF POSITIVE, RECOVERED AND DEATH CASES OVER LAST 10 DAYS ACROSS BBMP ZONES

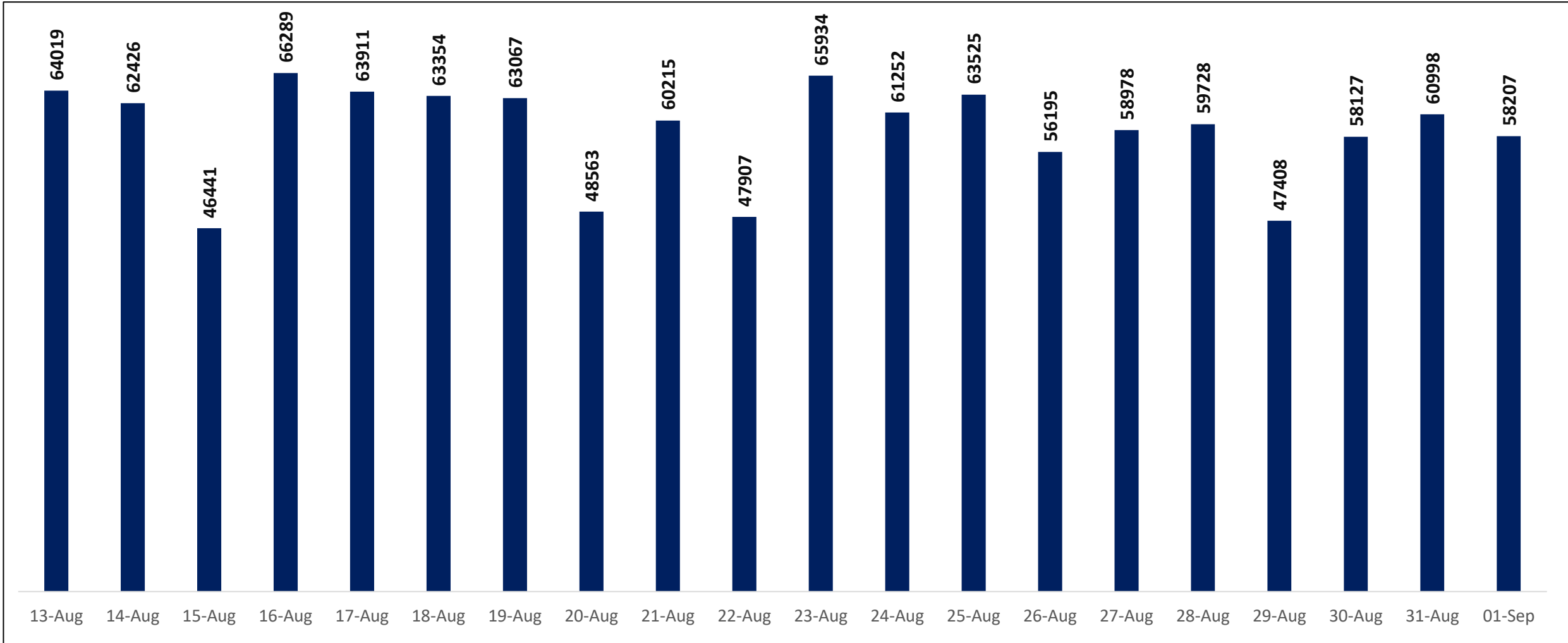




TESTING TRENDS IN BENGALURU

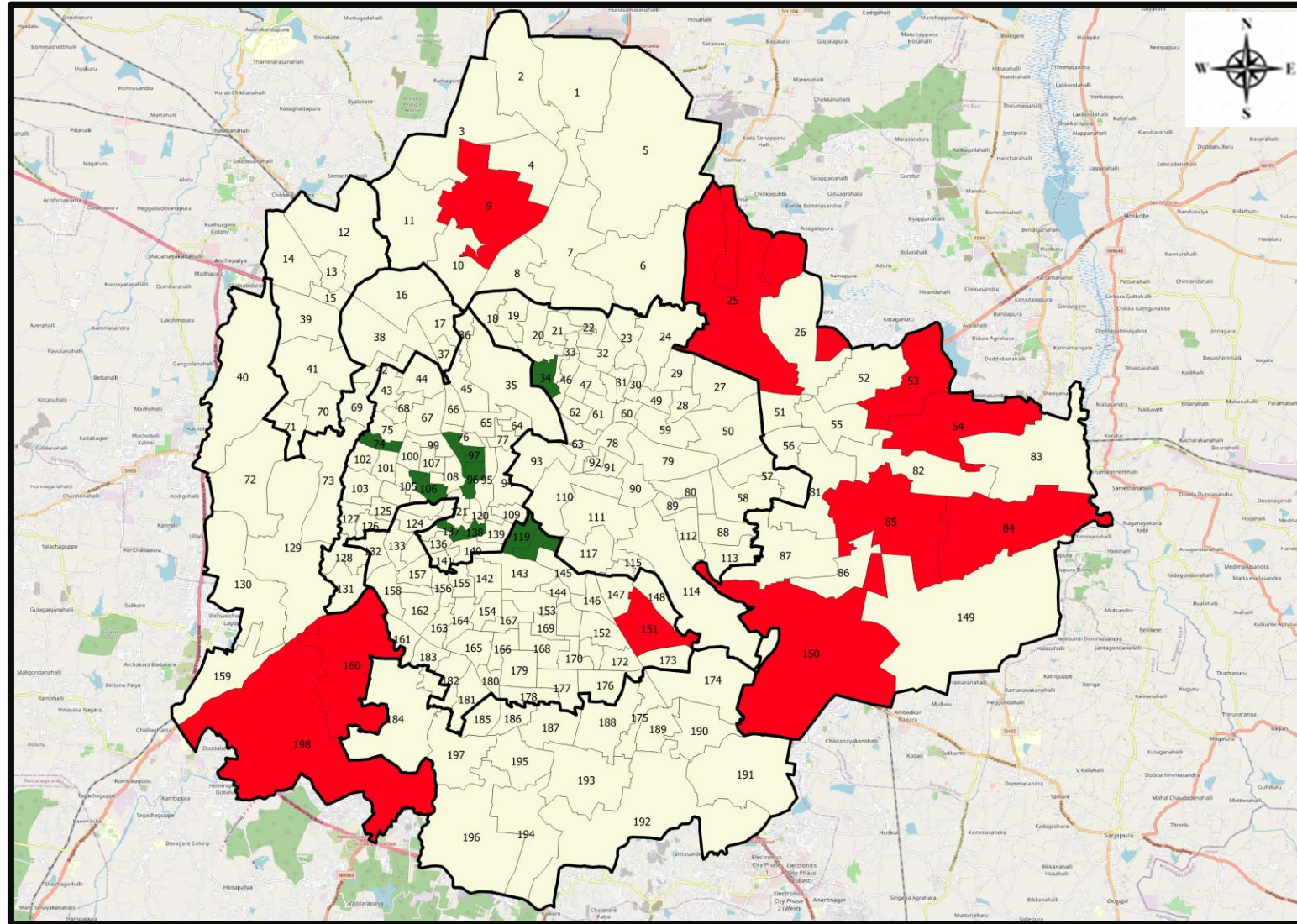


Total Test Conducted Till Date	Test Conducted Last 24 hours
1,86,27,948	58,207





BENGALURU URBAN MAP SHOWING TREND OF POSITIVE CASES IN LAST 10 DAYS



Top 10 wards reporting highest number of positive cases in last 10 days

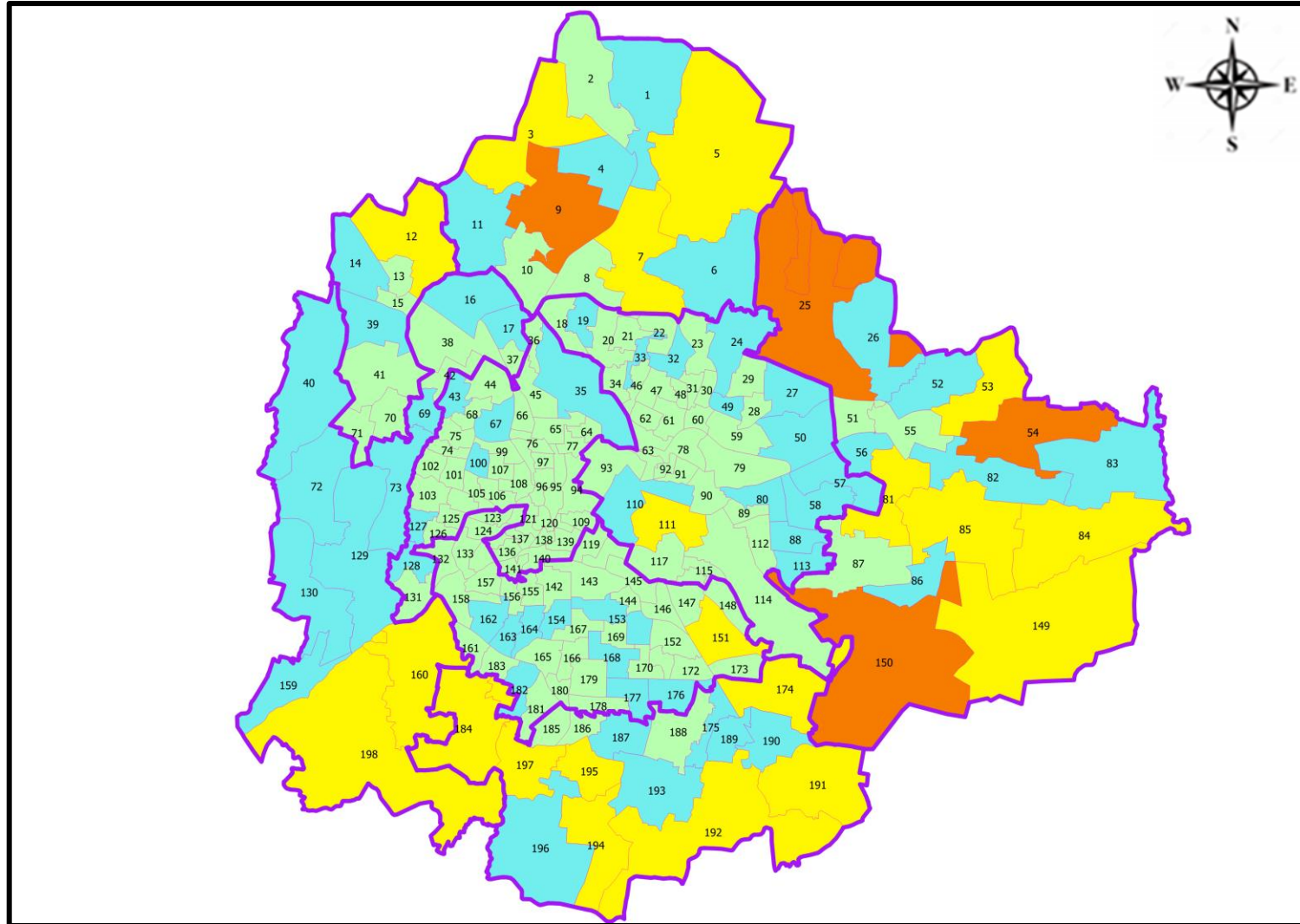
Ward No.	Ward Name	Daily Cases Average
25	Horamavu	10
150	Bellanduru	9
54	Hudi	6
9	Vidyaranyaपुरa	5
151	Koramangala	5
85	Dodda Nekkundi	5
84	Hagadur	5
160	Rajarajeshwari Nagar	4
53	Basavanapura	4
198	Hemmigepura	4







Top 10 wards reporting least number of positive cases in last 10 days

Ward No.	Ward Name	Daily Cases Average
34	Gangenhalli	0
74	Shakthi Ganapathi Nagar	0
96	Okalipura	0
97	Dayananda Nagar	0
98	Prakash Nagar	0
106	Dr Raj Kumar Ward	0
118	Sudham Nagar	0
119	Dharmaraya Swamy Temple	0
137	Rayapura	0
138	Chalavadipalya	0



BENGALURU MAP SHOWING INTENSITY OF POSITIVE CASES IN LAST 10 DAYS



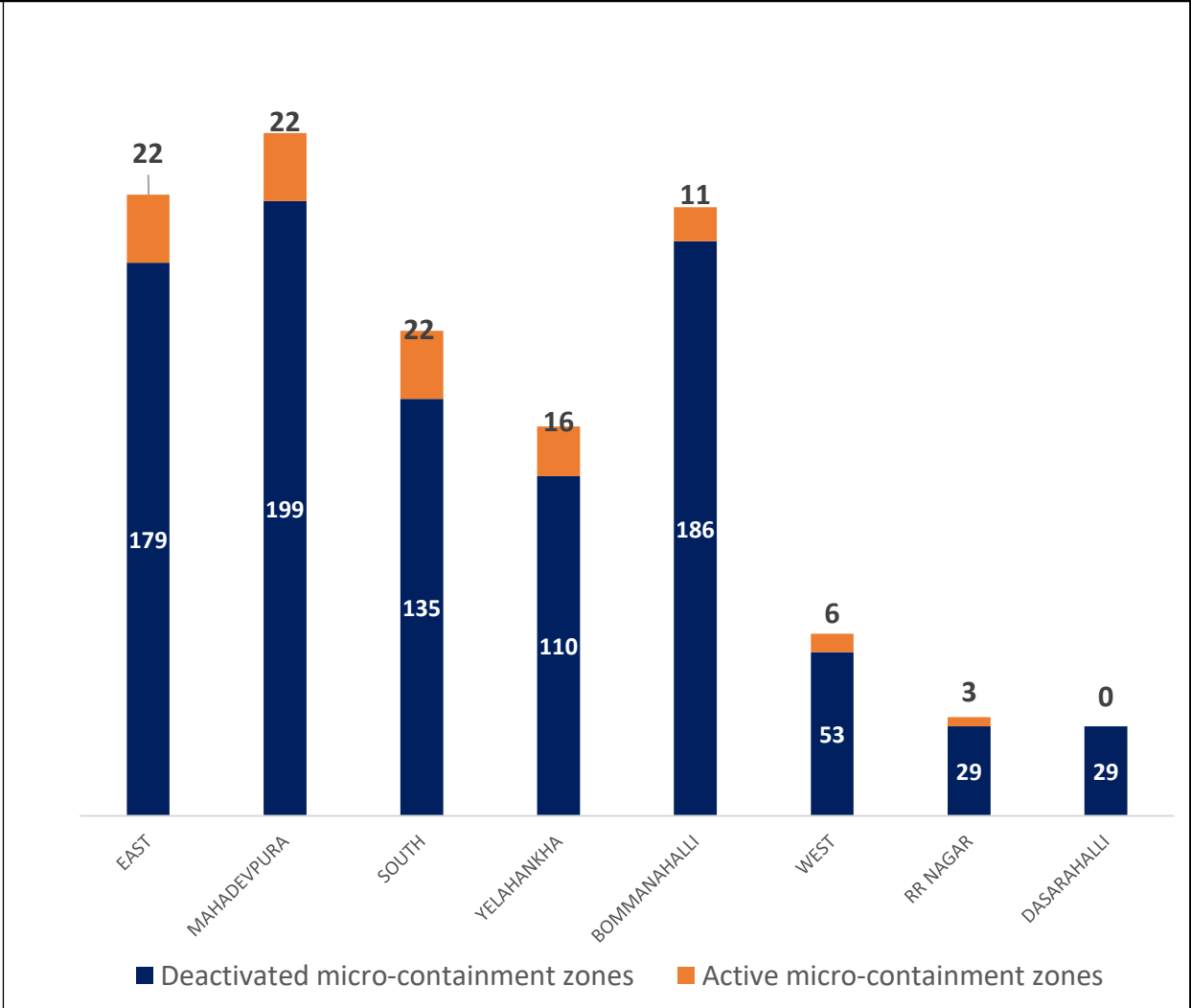
-  **Level 1 : 0 to 10 Cases**
-  **Level 2 : 10 to 25 Cases**
-  **Level 3 : 25 to 50 Cases**
-  **Level 4 : 50 to 100 Cases**
-  **Level 5 : Above 100 Cases**
-  **Zone Boundaries**



CONTAINMENT ZONE DETAILS

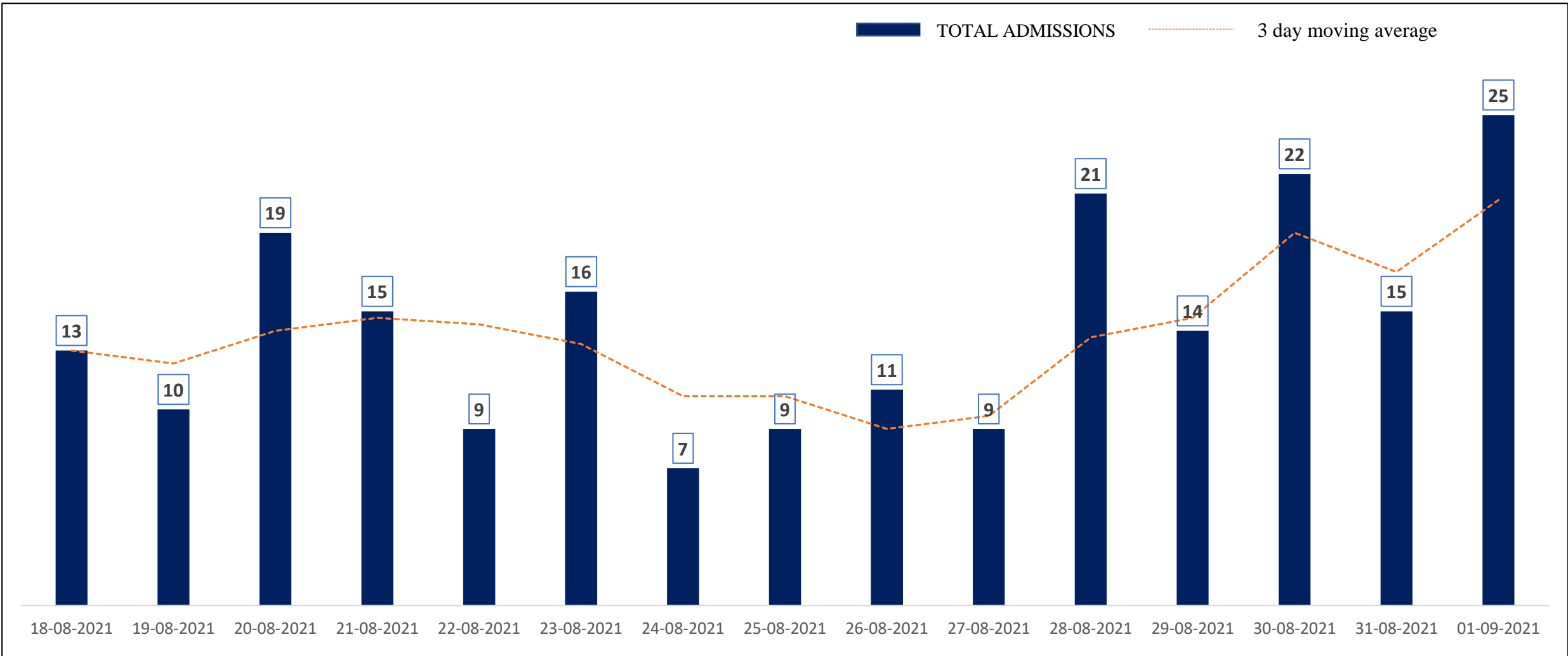


ZONE	TOTAL DECLARED	TOTAL DEACTIVATED	TOTAL ACTIVE
EAST	201	179	22
MAHADEVPURA	221	199	22
SOUTH	157	135	22
YELAHANKHA	126	110	16
BOMMANAHALLI	197	186	11
WEST	59	53	6
RR NAGAR	32	29	3
DASARAHALLI	29	29	0
TOTAL	1022	920	102





HOSPITAL & CCC ADMISSIONS LAST 15 DAYS TREND



* Only Government Quota Admissions through CHBMS considered

* Only Fresh Admissions considered



COVID BED STATUS AS ON 02.09.2021



SR. NO.	Facility Type	No. of Hospital	Total Allocated Beds for C+ Patients					Occupied Beds for C+ Patients					Net Available Beds for C+ Patients				
			Gen Beds	HDU	ICU Beds	ICU-V	Total	Gen Beds	HDU	ICU Beds	ICU-V	Total	Gen Beds	HDU	ICU Beds	ICU-V	Total
1	Government Medical Colleges	4	20	621	53	76	770		18	7	1	26	20	603	46	75	744
2	Government Hospitals	16	649	210	65	127	1,051	33	17	2	10	62	616	193	63	117	989
3	Covid Care Centres	7	265					57					208				
Total Beds		27	934	831	118	203	2,086	90	35	9	11	145	844	796	109	192	1,941

* Status as on 02.09.2021 – 5:50 PM

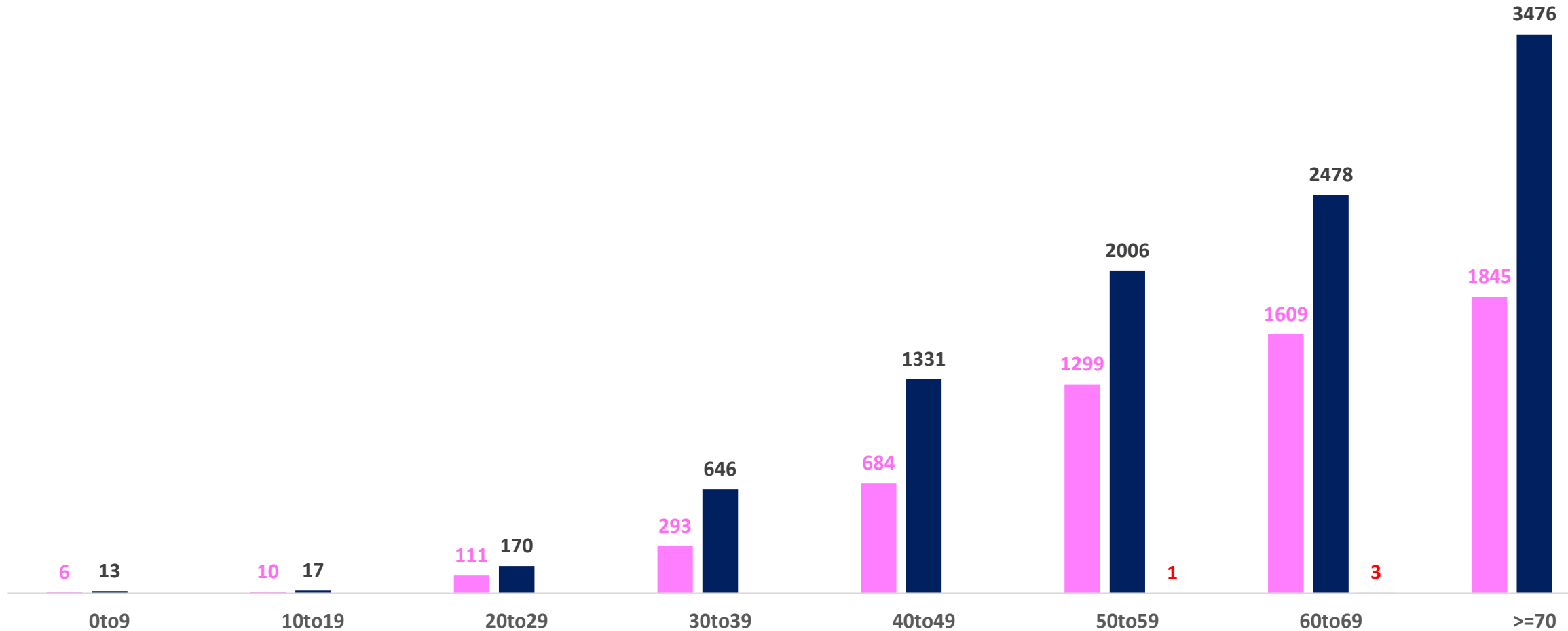


AGE AND GENDER WISE DISTRIBUTION OF DEATH CASES



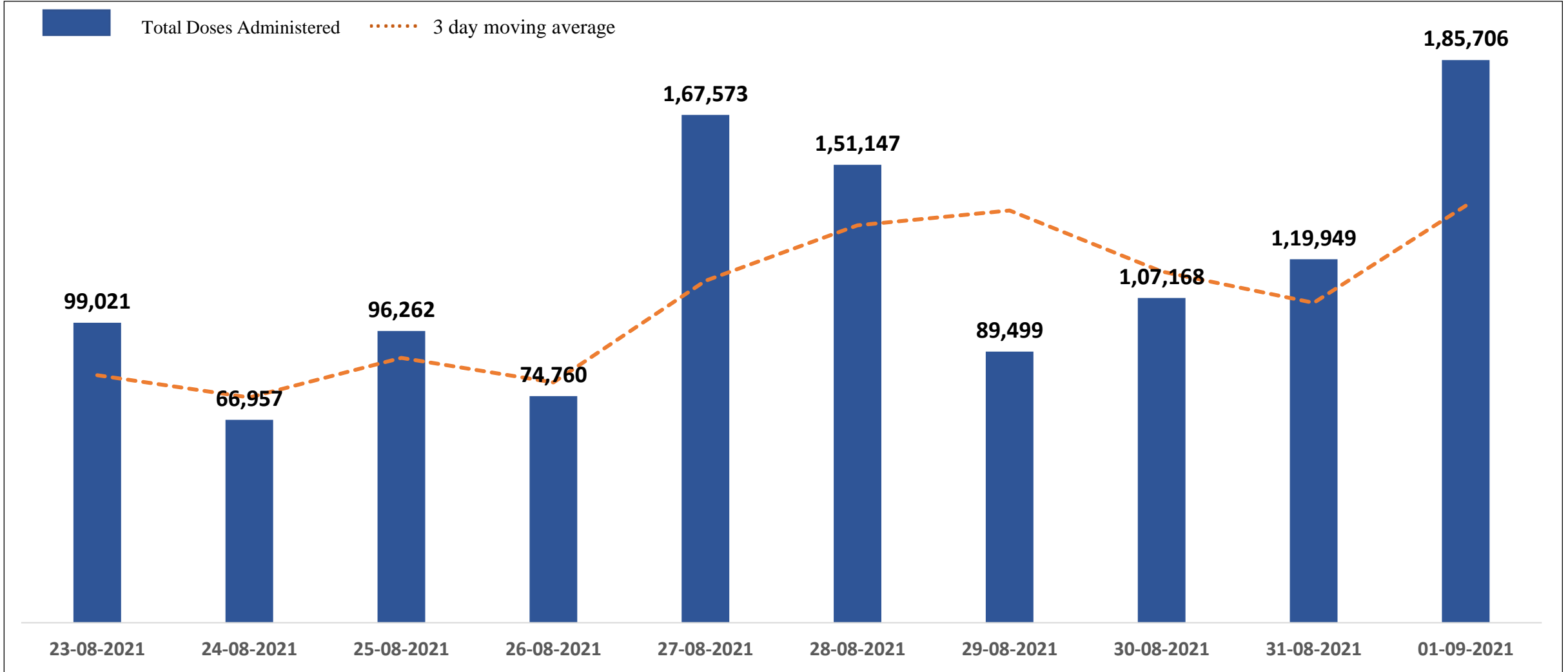
Death Cases: 16,005

Female Male Transgender





TOTAL VACCINE DOSES ADMINISTERED IN LAST 10 DAYS

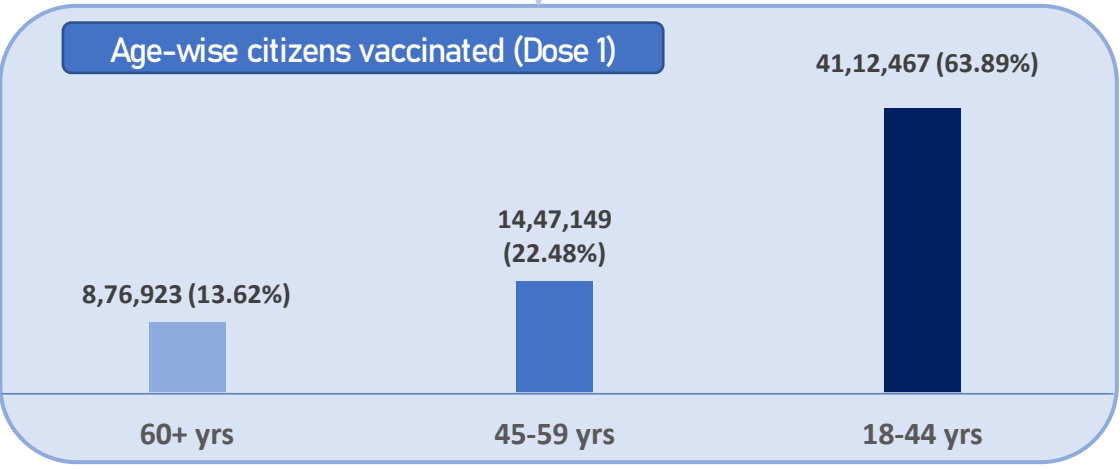
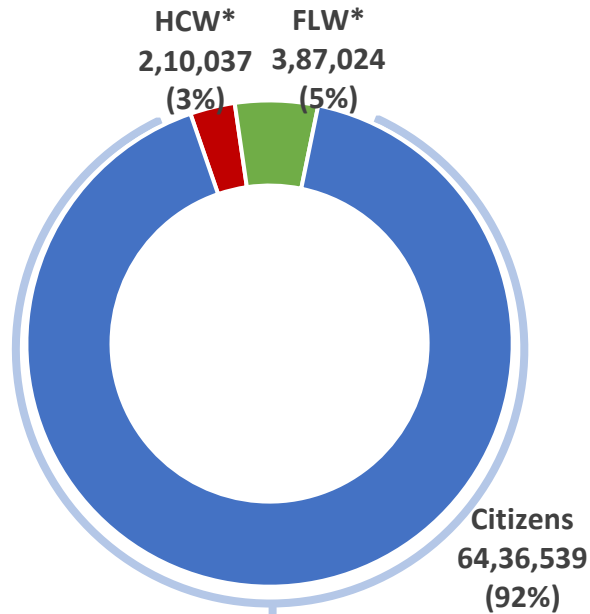




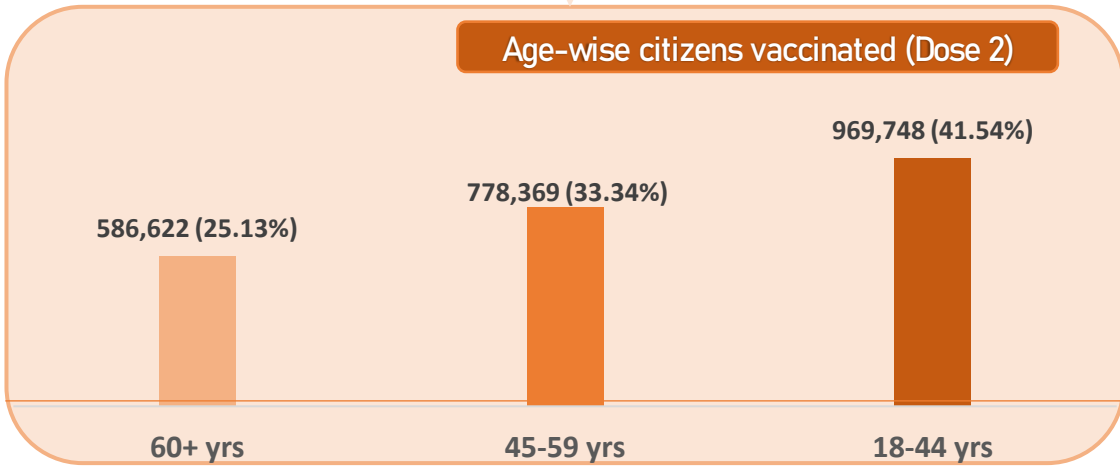
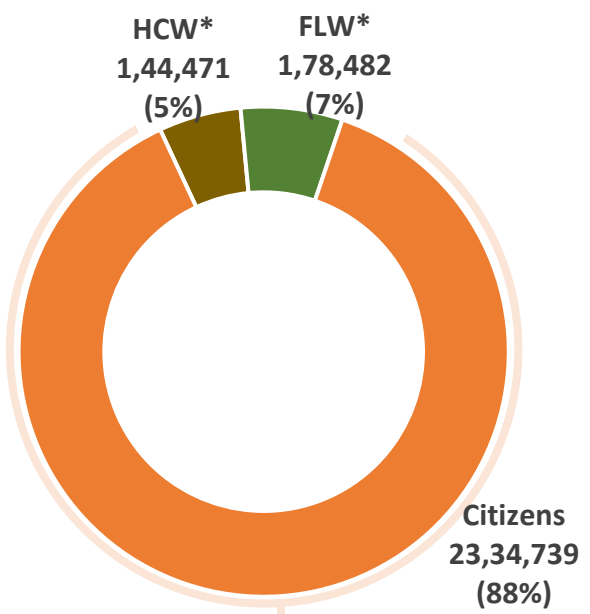
CATEGORY WISE CUMULATIVE VACCINATION IN BBMP



Dose 1



Dose 2



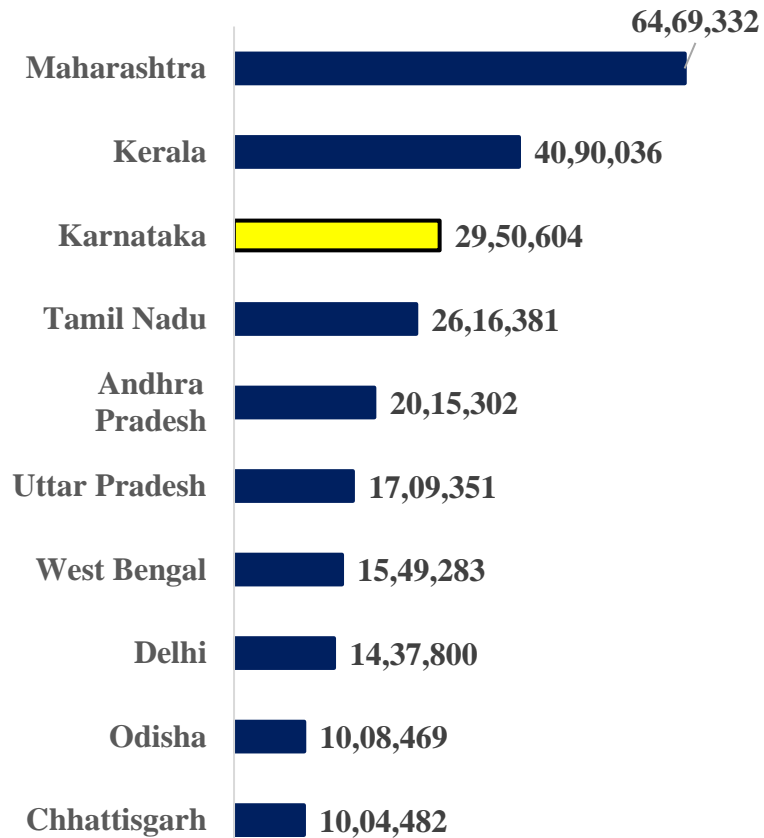
*HCW : Health Care Workers
 *FLW : Front Line Workers



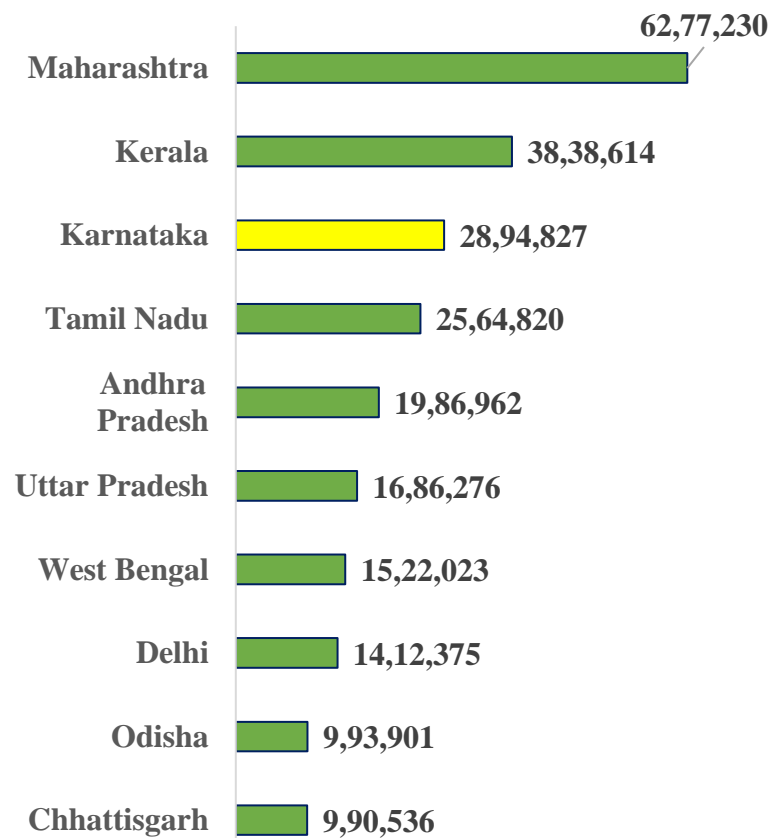
TOP 10 COVID19 AFFECTED INDIAN STATES



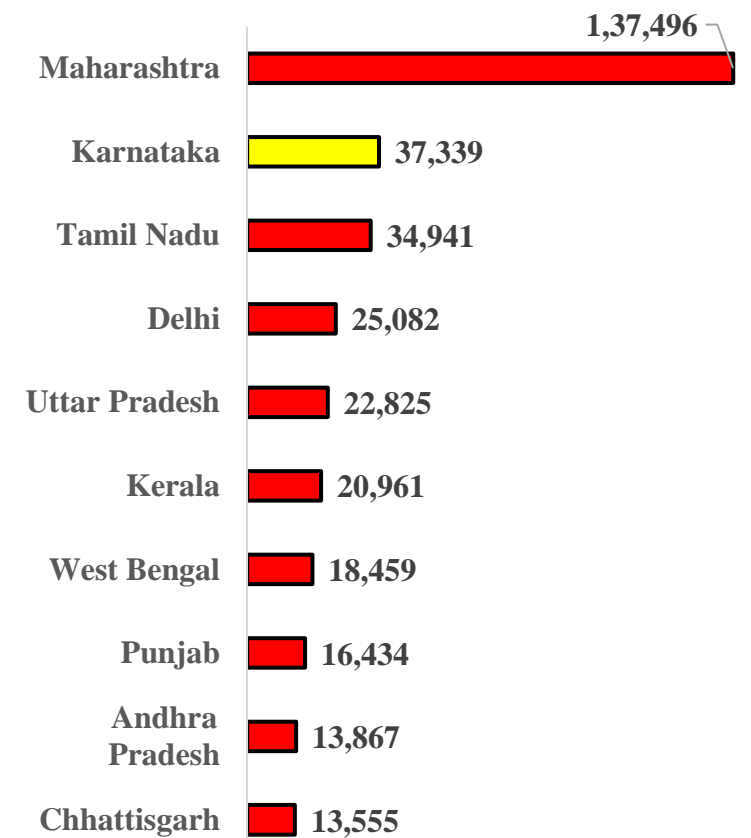
Total Positive Cases



Total Recovered Cases



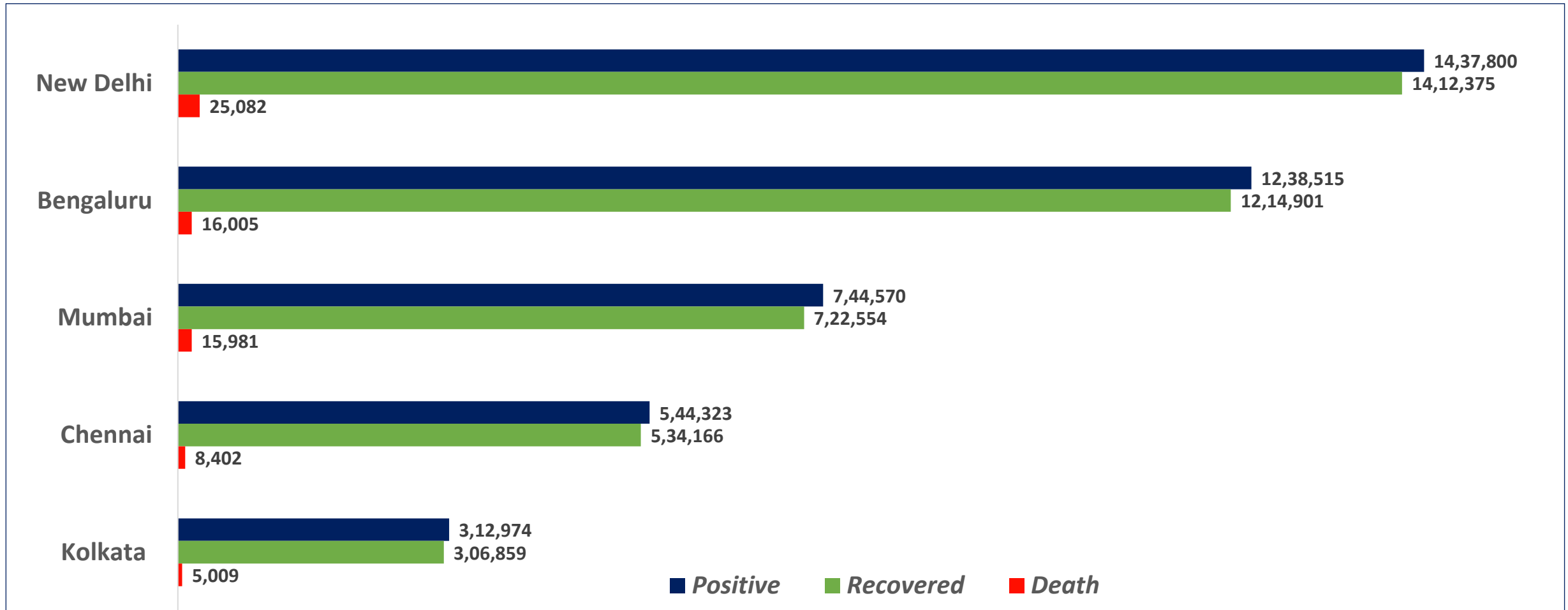
Total Death Cases



Source : <https://www.covid19india.org/> at 5:15 pm (02.09.2021)



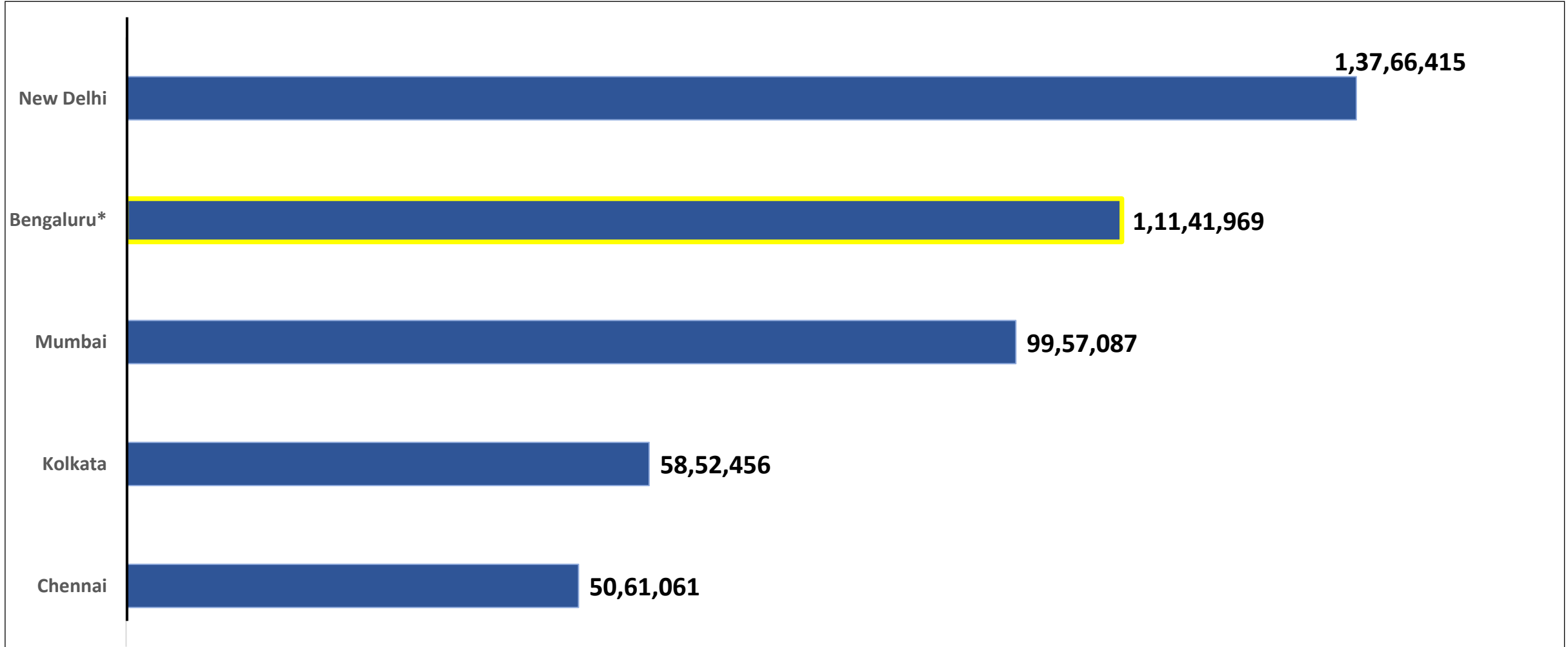
BENGALURU AND OTHER METROPOLITAN CITIES



Source : <https://www.covid19india.org/> at 5:15 pm (02.09.2021)



VACCINE DOSES ADMINISTERED IN BENGALURU AND OTHER METROPOLITIAN CITIES



Source : <https://dashboard.cowin.gov.in/> at 5:15 pm (02.09.2021)

*includes BBMP & Bengaluru Urban



SNAPSHOT OF COVID-19 CASES IN BENGALURU URBAN



**Total Wards With
< =10 Cases* :
117**

**Tests Conducted
On 01.09.2021:
58,207**

**Recovery
Rate:
98.09%**

**Total
Active Cases :
7,609**

**Total Vaccinated on
01.09.2021:
1,85,706**

**Positivity
Rate* :
0.57%**

**Active
Rate:
0.61%**

**Case
Fatality Rate* :
1.27%**



*Total positive cases In the past 10 days

*CFR and positivity is for Past 7 days



ಬೃಹತ್ ಬೆಂಗಳೂರು ಮಹಾನಗರ ಪಾಲಿಕೆ
Bruhat Bengaluru Mahanagara Palike



Download BBMP Bulletin	https://apps.bbmpgov.in/covid19/mediabulletin.php
For BBMPCovid19 Bed Status:	https://apps.bbmpgov.in/covid19/en/Bedstatus.php
To register for vaccination :	https://selfregistration.cowin.gov.in/
BBMP COVID19 Dashboard:	https://apps.bbmpgov.in/covid19/
Follow us on:	 www.facebook.com/bbmp.comm1/
	 twitter.com/BBMPCOMM

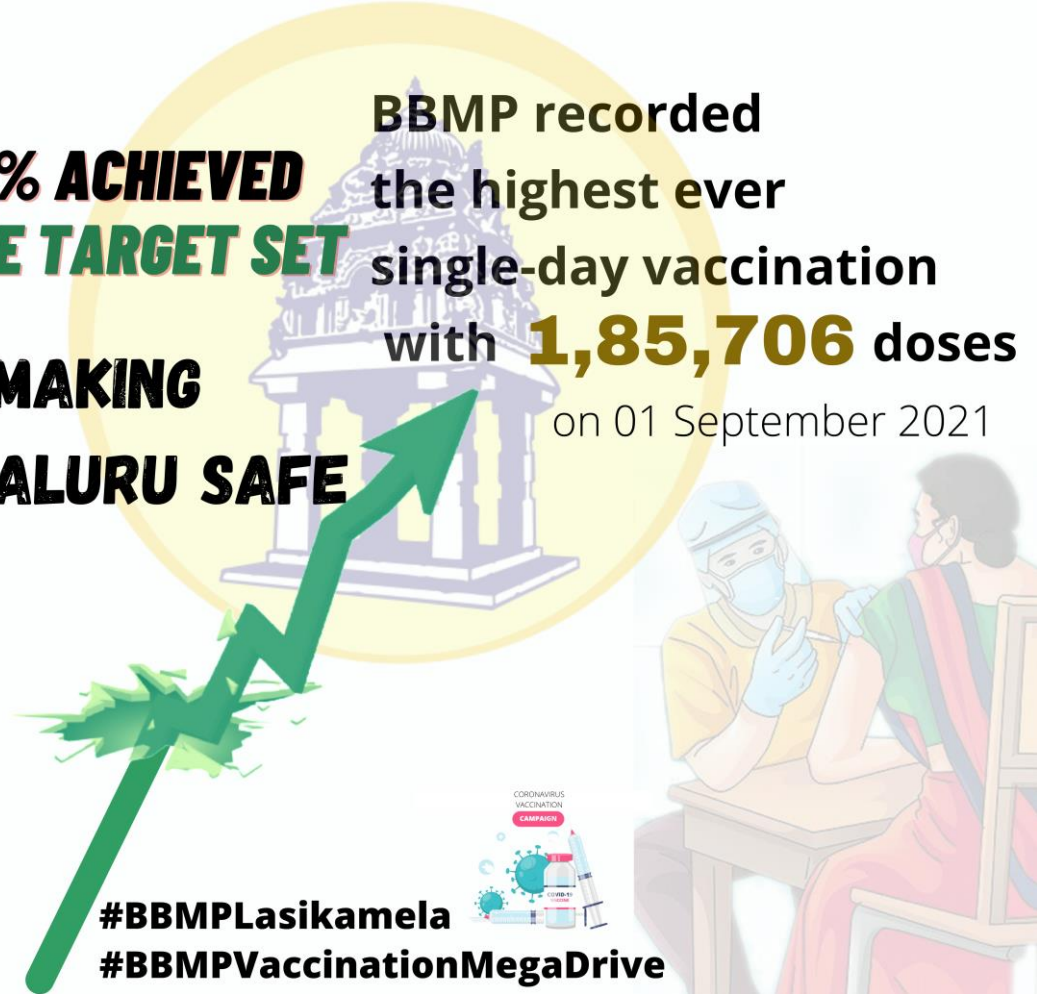
Issued by:

Honorable Chief Commissioner, BBMP
Special Commissioner Health & IT, BBMP
MD, Bengaluru Smart City Limited

THANK YOU !

**105% ACHIEVED
OF THE TARGET SET**
**MAKING
BENGALURU SAFE**

BBMP recorded the highest ever single-day vaccination with **1,85,706** doses on 01 September 2021



#BBMPLasikamela
#BBMPVaccinationMegaDrive